



South 27 Lofts

3001 SW 27th Ave
Coconut Grove, FL 33133

Every month we compile this comprehensive market report focus on South 27 Lofts in this convenient and easy to read format. Our datas comes from more than six different sources including MLS Associations, County Offices and Financial Institutions. Get this report for free every month on our website south27lofts.com.

Property Stats

POSTAL CODE 33133

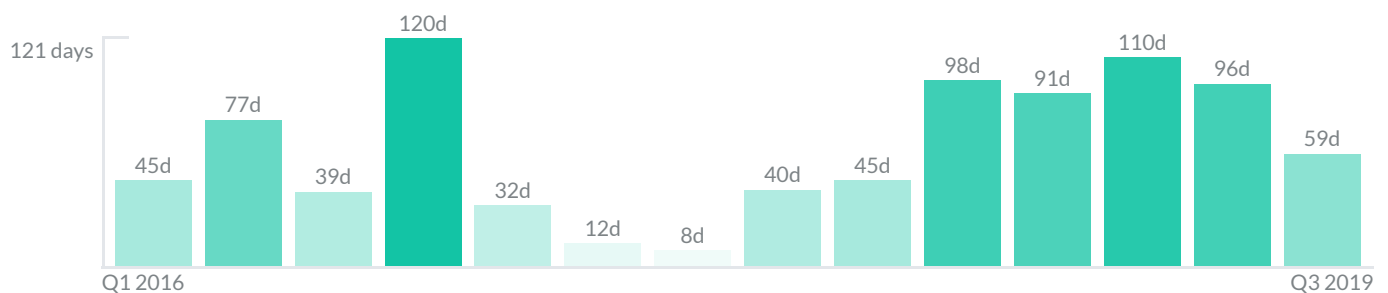
The property stats graph represents the median price evolution since ten years in your postal code area.



Similar Properties

DAYS ON THE MARKET

Everyday 3 months we monitor how many days it takes for similar properties to be sold. This is also a good indicator to know when to buy or sale!



Mortgage Rates

PER YEAR

Understanding mortgage economics is important when you want to buy with a loan. Below is the historical yearly average mortgage rates in the Unites States retrieved from Freddie Mac©

30 YEARS FIXED 4.4%



15 YEARS FIXED 3.9%



5/1-YEAR ADJUSTABLE 3.9%



Schools

CLOSEST

Having good schools nearby is important if you have kids or plan to rent or sell your home. Ratings are retrieved from the leading independent and nonprofit GreatSchools©

ELEMENTARY SCHOOL
Mater Grove Academy

10/10

MIDDLE SCHOOL
George Washington Carver Middle School

10/10

HIGH SCHOOL
Academy Of Arts & Minds

4/10

Insights

IN SOUTH 27 LOFTS







Below the average listing prices of available unit per property type.



Activity

SOLD OR RENTED

Below the latest transactions reported by the local MLS Association for South 27 Lofts

 <p>\$1,250</p> <p>UNIT 3</p> <p>RENTED JUL 2019</p> <p>1 Bath 1 Bed</p>	 <p>\$1,350</p> <p>UNIT 404</p> <p>RENTED JUL 2019</p> <p>1 Bath 1 Bed</p>	 <p>\$2,600</p> <p>UNIT 4</p> <p>RENTED MAY 2019</p> <p>2 Bath 2 Bed</p>
 <p>\$2,500</p> <p>UNIT 2916</p> <p>RENTED JUN 2019</p> <p>1 Bath 2 Bed</p>	 <p>\$1,500</p> <p>UNIT 205</p> <p>RENTED JUN 2019</p> <p>1 Bath 1 Bed</p>	 <p>\$1,375</p> <p>UNIT 302</p> <p>RENTED JUL 2019</p> <p>1 Bath 1 Bed</p>

Sold

LAST 20 PROPERTIES SOLD IN SOUTH 27 LOFTS

Unit	Price	Beds/Baths	\$/Sqft	Sqft	Buying Date	Days on Market
505	\$155,000	0/1	\$430.6	360	Jul 2019	59
3043	\$689,000	3/2	\$313.2	2,200	Jun 2019	39
309	\$259,999	1/1	\$419.4	620	Jun 2019	146
2845	\$549,999	2/2	\$366.7	1,500	May 2019	99
305	\$260,000	1/1	\$393.9	660	May 2019	186
201	\$173,000	1/1	\$372.0	465	May 2019	84
209	\$192,000	1/1	\$411.1	467	May 2019	21
3020	\$329,000	2/2	\$336.7	977	Mar 2019	189
209	\$259,999	1/1	\$419.4	620	Jan 2019	31
302	\$195,000	1/1	\$333.3	585	Oct 2018	91
310	\$249,000	1/1	\$381.3	653	Sep 2018	130
506	\$250,000	2/2	\$394.3	634	Sep 2018	66
3050	\$439,000	3/2	\$359.8	1,220	Jun 2018	20
104	\$144,900	1/1	\$390.6	371	Jun 2018	70
D	\$219,900	1/1	\$343.1	641	Mar 2018	34
3032	\$339,000	2/2	\$369.3	918	Mar 2018	59
101	\$185,000	1/2	\$304.3	608	Jan 2018	26
18	\$369,000	2/1	\$434.1	850	Sep 2017	8
303	\$243,000	1/1	\$376.2	646	May 2017	16
404	\$139,000	1/1	\$343.2	405	May 2017	7

Rented

LAST 20 PROPERTIES RENTED IN SOUTH 27 LOFTS

Unit	Price	Beds/Baths	\$/Sqft	Sqft	Rented Date	Days on Market
3	\$1,250	1/1	\$2.4	512	Aug 2019	14
404	\$1,350	1/1	\$3.3	405	Aug 2019	17
4	\$2,600	2/2	\$2.7	960	Aug 2019	47
2916	\$2,500	2/1	\$3.3	755	Aug 2019	50
205	\$1,500	1/1	\$3.2	470	Aug 2019	12
302	\$1,375	1/1	\$3.8	362	Aug 2019	31
15	\$2,500	2/1	\$2.9	850	Jul 2019	57
501	\$1,650	1/2	\$2.7	608	Jun 2019	29
15	\$1,250	1/1	\$2.4	512	Jun 2019	51
309	\$1,450	1/1	\$2.9	502	Jun 2019	17
2	\$1,500	1/1	\$2.1	700	Jun 2019	62
403	\$1,900	0/2	\$1.8	1,066	May 2019	26
18	\$1,250	1/1	\$2.4	512	May 2019	25
L403	\$2,500	2/1	\$2.1	1,180	Apr 2019	27
L410	\$2,700	2/1	\$2.2	1,214	Apr 2019	88
202	\$1,800	1/1	\$2.8	644	Jan 2019	14
L403	\$2,500	2/1	\$2.3	1,101	Oct 2018	5
L404	\$2,000	1/1	\$2.6	756	Sep 2018	43
L407	\$2,700	2/1	\$2.6	1,058	Aug 2018	48
301	\$2,500	2/2	\$2.4	1,058	Jul 2018	46

Currently Listed

ACTIVE LISTINGS 1/2

Unit	Price	Beds/Baths	\$/Sqft	Sqft	Listing Date	Owner
PH B	\$4,000/mth	2/2	\$3.4	1161	May 2019	N/A
L408	\$420,000	2/1	\$423.4	992	Jul 2019	N/A
N/A	\$3,300/mth	3/3	\$2.2	1526	Jul 2019	N/A
D	\$1,500/mth	1/1	\$2.3	641	Aug 2019	N/A
1	\$839,000	3/3	\$444.2	1889	Oct 2018	N/A
1A	\$3,200/mth	2/2	\$2.2	1450	Apr 2019	N/A
2	\$839,000	3/3	\$444.2	1889	Oct 2018	N/A
3	\$2,450/mth	2/1	\$2.9	850	Aug 2019	N/A
4	\$839,000	3/3	\$444.2	1889	Oct 2018	N/A
7	\$232,000	1/1	\$331.4	700	Jun 2019	N/A
7	\$2,300/mth	2/1	\$2.7	850	Aug 2019	N/A
105	\$1,375/mth	1/1	\$3.8	362	Jul 2019	N/A
110	\$234,999	1/1	\$291.6	806	Apr 2019	N/A
205	\$259,900	1/1	\$393.8	660	Jun 2019	N/A
211	\$1,500/mth	1/1	\$2.8	539	Aug 2019	N/A
214	\$230,000	1/1	\$365.7	629	Oct 2018	N/A
301	\$399,999	2/2	N/A	N/A	Jun 2019	N/A
301	\$1,600/mth	1/2	\$2.6	608	Aug 2019	N/A
304	\$1,750/mth	0/2	\$1.7	1052	Jul 2019	N/A
307	\$2,150/mth	1/1	\$3.2	671	Jul 2019	N/A

Currently Listed

ACTIVE LISTINGS 2/2

Unit	Price	Beds/Baths	\$/Sqft	Sqft	Listing Date	Owner
309	\$1,690/mth	1/1	\$2.7	620	Jun 2019	N/A
503	\$1,400/mth	1/1	\$3.7	381	Aug 2019	N/A
2918	\$2,800/mth	2/1	\$1.6	1755	Jul 2019	N/A